



# Access Your Plan Details Anytime, Anywhere

Active members and enrolled dependents who are 18 years of age or older can register for a member account on the **CEC Members Portal**, where you can have access to view your plan details online, 24/7.



## How to Register for an Account

- 1 Visit [cecvision.com/members/login](https://cecvision.com/members/login)
- 2 Click **Not Registered?**
- 3 Enter **MEMBER ID, DATE OF BIRTH, and PRIMARY MEMBER ZIP CODE**

## Questions?

Our customer service team is available at **888-254-4290**, Monday through Friday, 8:00 am - 6:00 pm, and Saturday, 10:00 am - 3:00 pm. All times eastern.

## Member Portal Features



View Benefit Information



View, Print, or Request ID Cards



Update Demographic Information



Check Current Eligibility



View Claims & Provider Visit Information



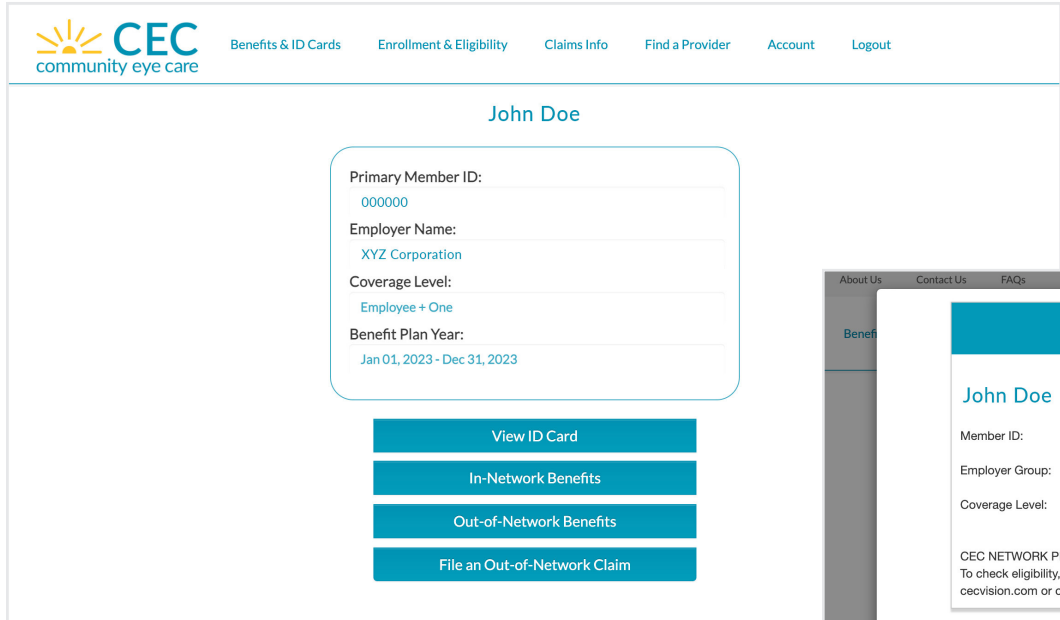
Submit an Out-of-Network Claim

Register or access your account at [cecvision.com/members/login](https://cecvision.com/members/login). ✨

# Navigating the Member Portal: Important Pages

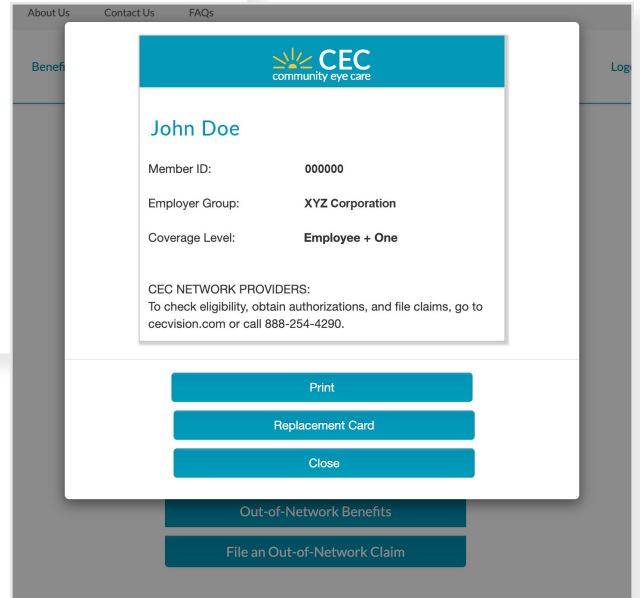
## A. Member Portal Home Page

From this page you can view your ID card, benefits summary, and file an out-of-network claim.



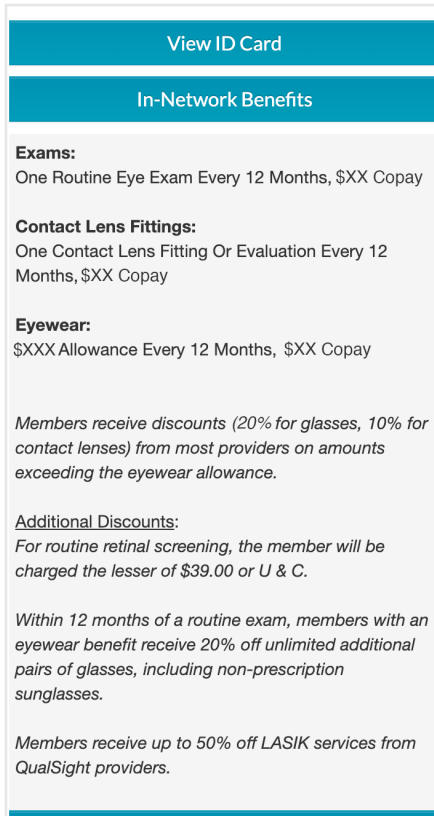
## B. View ID Card

You can view your ID card, print, or request a replacement ID card.



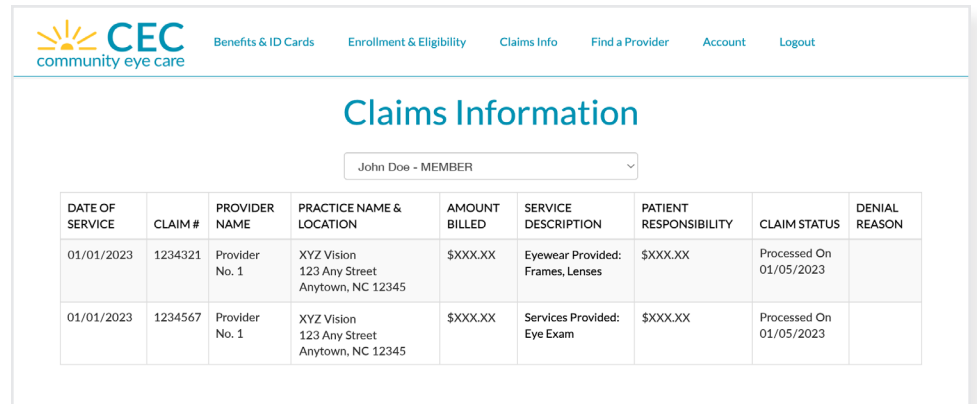
## C. View Benefits

Your in-network benefits are summarized in this section.



## D. View Claims

Your claims information, including status, can be viewed in this section of the portal.



**Note:** All images shown are only a sample of what is displayed in the Member Portal. Please login to view your specific benefits.